

The York Early College Academy (YECA) is a NYC Department of Education public school located in Queens, New York and is partnered with York College. The mission of YECA is to provide a highly supportive and academically challenging learning environment for traditionally under-served, but strongly motivated students with high potential for future academic and career success. From the start of the sixth grade, college preparation is introduced and continually communicated to YECA students. This goal is expressed by their teachers, parents, and the surrounding community.

YECA Fast Facts¹

| | |
|--|--|
| Year founded: 2006 | Geographic district: 28 |
| Principal: Noah Angeles | School number: 284 |
| Grades served: 6-12 | Admission code: Q43A |
| Total enrollment: 621 | Phone: (718) 262-8547 |
| Partner college: York College | Address: 108-35 167th St. Queens, NY 11433 |
| YECA Website: http://yorkearlycollegeacademy.com/ | |

Student Characteristics: 2016-17 Academic Year

| Gender | | Other student characteristics | |
|----------------|-----|--|-----|
| Female | 55% | English Language Learners | 1% |
| Male | 45% | Students with an Individual Education Plan | 10% |
| Race/Ethnicity | | | |
| Asian | 30% | | |
| Black | 47% | | |
| Hispanic | 10% | | |
| White | 1% | | |
| Native Am. | 8% | | |
| Other | 3% | | |

Academic Outcomes in High School: 2013-2016 Graduating Cohorts

Figure 1. YECA graduation rate vs. citywide high school graduation rate²

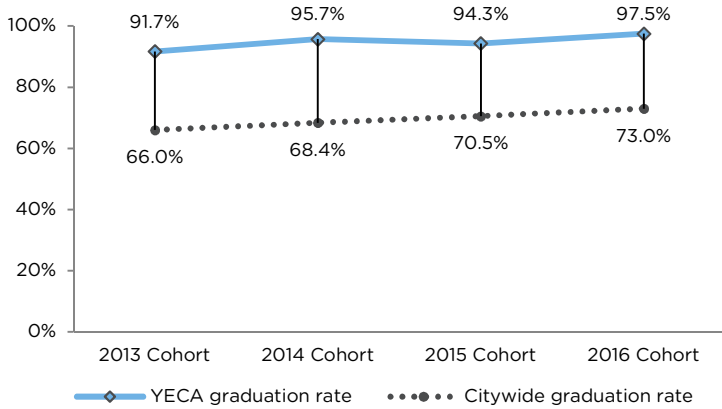
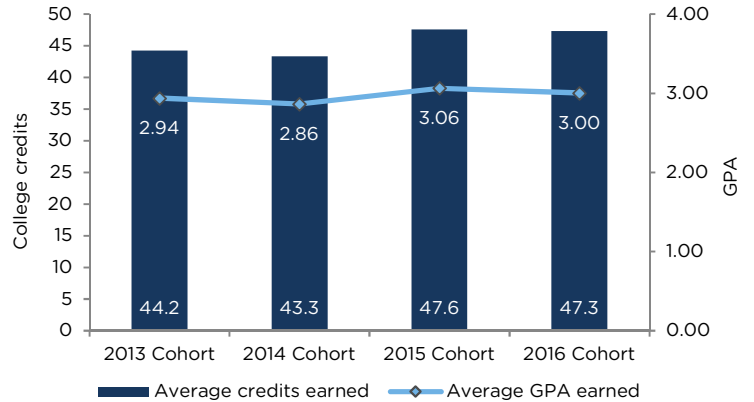


Figure 2. Average college GPA and college credits of graduates



Postsecondary Enrollment and Outcomes: 2013-2016 Graduating Cohorts

Figure 3. YECA vs. citywide college 6-month enrollment rate^{2,3,4}

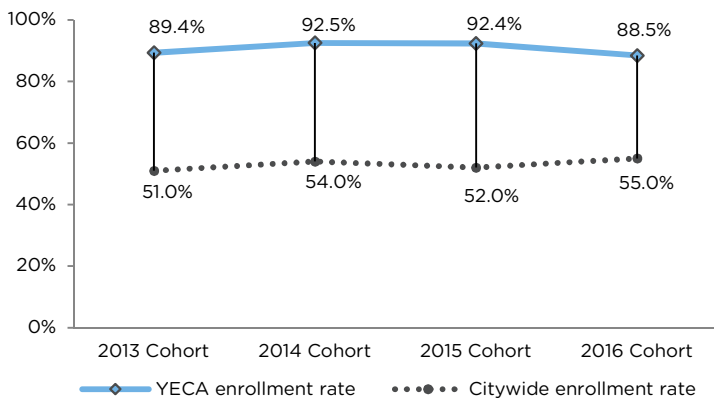
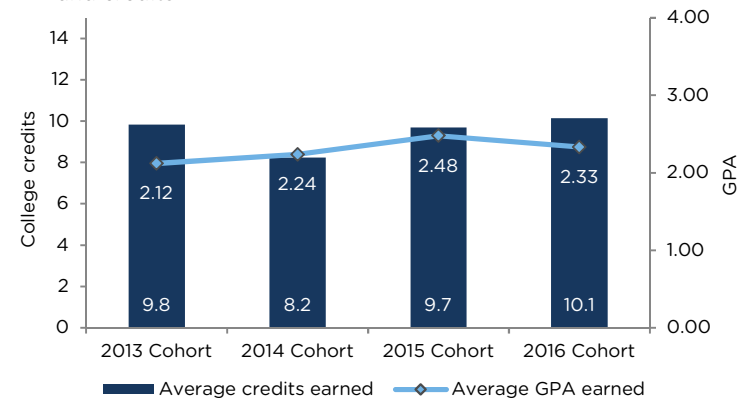


Figure 4. YECA graduates' average Fall semester college GPA and credits⁵



¹ Fast facts obtained from: <http://schools.nyc.gov/SchoolPortals/25/Q252/default.htm>

² Citywide graduation and college enrollment rates obtained from NYC School Quality Reports available online at: <http://schools.nyc.gov/accountability>.

³ YECA enrollment rate may differ from NYC School Quality Report rate due to the latter's inclusion of public service and vocational school enrollments.

⁴ Enrollment rate calculated using both CUNYFirst data as well as National Student Clearinghouse (NSCH) data.

⁵ Data gathered only from students who attended CUNY colleges (i.e., not NSCH data) in the Fall semester following graduation from high school.